

ONE YEAR LIMITED WARRANTY

Mail this part of the warranty: (fill out information, make copy and send)

Your manufacturer's limited warranty is now effective. Please mail this card to Koolatron.

Date: _____ Item#: _____

Purchased from: Retail Store Mail Order Other:

Retailer's Name: _____

Address: _____

Your Name: _____

Address: _____

City: _____ State: _____

Zip: _____ Phone: _____ Age: _____

Mail this portion of the card to:

IN U.S.A. - Koolatron, 1101 N. Keller Road • Suite F • Orlando, FL 32810
IN Canada - Koolatron, 27 Catharine Avenue • Brantford, Ontario N3T 1X5

SAVE THIS PART OF THE LIMITED WARRANTY

Please return the top portion of this warranty card to Koolatron, while retaining this portion for your records.

1. Koolatron warrants this product to be free of manufacturing defects. Should any such defect develop or become evident within ONE year from the date of purchase, Koolatron will replace the entire product or, at its option, repair or replace the defective part(s) without charge.

2. To return: Securely pack the entire unit. Be sure carton clearly identifies sender by name and address. Attach a letter or card, describing defect, and original sales receipt. Mail prepaid to the address shown below:

CN Customers - Koolatron, 27 Catharine Avenue • Brantford, Ontario N3T 1X5
US Customers - Koolatron, 4330 Commerce Drive • Batavia, NY 14020

If you have any questions, or would like to learn more about Koolatron, please contact 800-265-8456.

This warranty is void if damage or malfunction is due to abuse or failure to operate product in accordance with instructions and on recommended electrical current.

For your records:

Date: _____ Item#: _____



KOOLATRON
Customer Service
Phone: 800-265-8456



Koolatron Inc.
www.koolatron.com
©2005 Koolatron. All rights reserved.
All specifications are subject to change without notice.

Wine Cellar

Directions for Use



SPECIFICATIONS:

Power Requirements: 120V AC 60Hz

Capacity: 15-750 ml bottles

Temperature Range: 43°F to 64°F

Maximum: 59F +/- 5F (15C +/- 3C) at 72F (22C)
ambient air temperature

Minimum: 48F +/- 5F (9C +/- 3C) at 72F (22C)
ambient air temperature

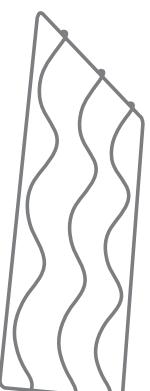
Weight: 41 lbs.

IMPORTANT SAFETY INFORMATION:

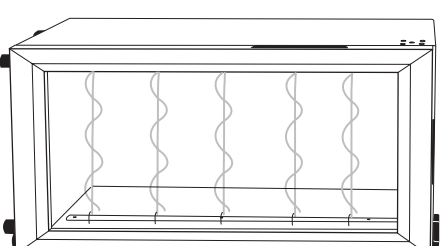
1. The Wine Cellar is an electrical appliance. To avoid injury or death from electrical shock do not operate the Wine Cellar with wet hands, while standing on a wet surface or while standing in water.
2. Do not use outdoors or in wet conditions.
3. Use this Wine Cellar only for its intended use as described in this instruction booklet.
4. Never pull the cord to disconnect it from the outlet. Grasp the plug and pull it from the outlet.
5. Do not use the Wine Cellar with a damaged cord or plug.
6. Never lift or carry the Wine Cellar by the cord.
7. Keep the cord away from heated surfaces.
8. There must be at least 5 inches clearance from the back of the Wine Cellar to the nearest obstruction to ensure proper ventilation.

9. Always place the Wine Cellar on a flat surface.
10. Do not block the ventilation holes in the back of the Wine Cellar.
11. Keep the Wine Cellar away from heat sources.
12. This Wine Cellar is for household use only.

PARTS IDENTIFICATION:



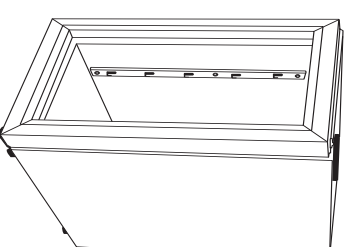
Wine Racks (5)



Vertical Orientation

UNPACKING INSTRUCTIONS:

1. Open the door of the wine cooler and remove the packing material from the interior of the wine cooler.
2. Place the horizontal racks on the rails inside the Wine Cellar and proceed to the operating instructions.

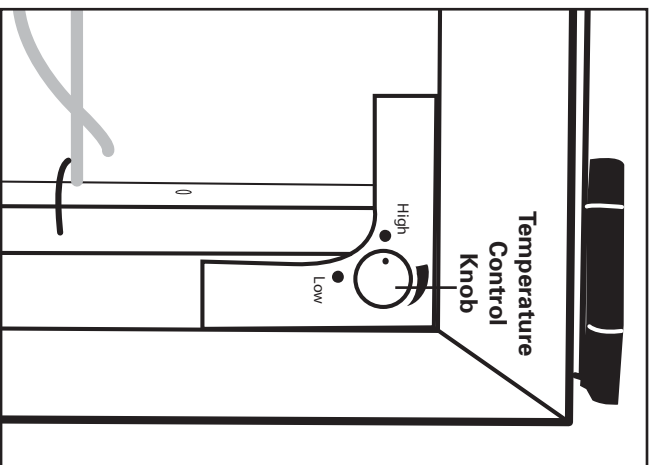


OPERATING INSTRUCTIONS:

Place your Wine Cellar in its intended location and plug the power cord into a standard wall outlet. There must be at least 5 inches clearance from the back of the Wine Cellar to the nearest obstruction to ensure proper ventilation. Fill the Wine Cellar with your favorite wines. It will take approximately 6 hours for your Wine Cellar to stabilize the temperature. You can adjust the temperature to match the variety of wine by adjusting the temperature control knob inside of the Wine Cellar.

MAINTENANCE:

Because the Wine Cellar uses thermoelectric technology, there is no maintenance required for your Wine Cellar. To clean the interior of your Wine Cellar use mild detergents or glass cleaning products. **NEVER** use harsh detergents or solvents. **DO NOT** immerse in water.



HOW TO USE YOUR WINE CELLAR

Wine enthusiasts always say the secret to good wine is the temperature. Each kind of wine should be maintained and served at a particular temperature. The 12 Bottle Wine Cellar allows you to do both. Below, we have included a chart that suggests the storage temperatures for the wine of your choice.

OPTIMAL WINE SERVING TEMPERATURES:

- A) Red Wines: 50-65°F or 10-18°C
- B) White Wines: 48-50°F or 8-10°C
- C) Rose Wines: 48-55°F or 8-12°C
- D) Champagnes: 42-52°F or 6-11°C
- E) Fortified Wines: 55-65°F or 13-18°C

